


Important packaging points

Please pack your valuables according to the guide below to maintain the condition of your items throughout the delivery process.



Aluminium foam bag

Place the product in a brand new insulated aluminium foam bag then seal the bag tightly and place it into a cardboard box for additional protection (if required).



Cardboard box without ice*

Items must be sealed and secured to prevent cross-contamination. No ice required for cardboard boxes.

*Please refer to size recommendation in Page 03.



Leave no empty spaces

Use filler material in order to minimize lateral movement of the product, reducing risk of damage to the items or boxes during transit.



Find the right fit

Always place your products in the center of the box, with at least some distance between the walls or corners.



Separation is key

When shipping multiple items in a single package, you should wrap each item separately. Dividers must be used to keep the items from making contact during transit.



Do not bundle multiple parcels together

Each parcel should be shipped on its own, with individual waybills, to minimise risk of damages, and/or missing parcels.



Heavy parcels

If the items you are shipping are on the heavier scale, look to reinforce your external boxes with additional layers of bubble and shrink wrap.



Bottles and liquids

When sending liquor, wine or other bottle items, please put them in an upright position and label the parcel with an "upright" sticker.



Fragile parcels

Fragile items like wine glasses and ceramics should be wrapped in multiple layers of bubble wrap. A general recommendation is 8cm of bubble wrap protection. Fragile, and upright stickers should be visibly and clearly pasted on the boxes too.



Odd-shaped parcels

Large items that are not able to fit into boxes should be tightly shrink wrapped together before being bubble wrapped, covering all surfaces. Any edges should be protected with bubble and shrink wrap or cardboard.



Avoid potential leaks

Items containing liquids, with spray or pump nozzles, should have the nozzles shrink wrapped.



Waybill clarity with required temperature sticker / indicator

Ensure that the parcel does not have multiple different or old waybills. Waybills should be sharply and clearly printed such that the barcode, QR code or the temperature required is easily visible and without blur lines or fading.



Unique waybill

All parcels must have its own unique tracking ID and corresponding waybill.



The right tape

Use strong carton sealing tape in the form of pressure-sensitive plastic tape, water activated tape, or reinforced tape that is at least 2 inches wide. Avoid using kraft paper tape, masking tape, or string.

Disclaimer

- Ninja Cold's liability for any loss of or damage to delivery items shall be limited to the value of the delivery item or up to \$5100 per waypoint, whichever is lower. To increase coverage under our High Parcel Liability Cover, please contact us.
- Unless a claim for loss or damage of parcel is made within 7 days from the completion of delivery services and according to Ninja's prevailing standard procedure, shipper irrevocably and perpetually waives all claims for lost or damaged parcels.













Use the h-taping method

Ensure all seams are taped down and sealed on all sides of the parcel.



Temperature-specific packaging guidelines

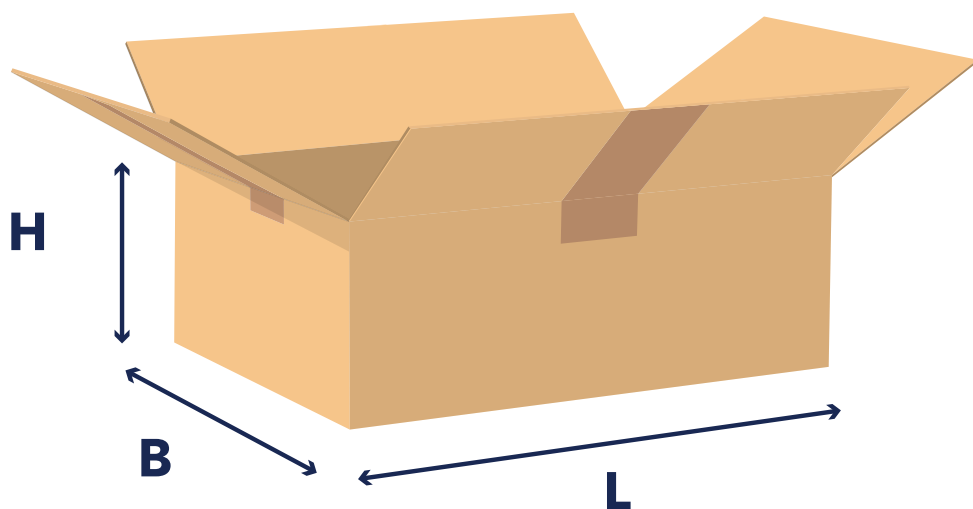
Temperature	Item	Example	Guideline
 <p>FROZEN -15°C and colder</p>	<p>FROZEN MEAT</p> 	<ul style="list-style-type: none"> • Chicken • Beef • Mutton 	<ul style="list-style-type: none"> • No open packing • Items must be sealed and secured to prevent cross-contamination • No ice/ ice pack needed • Cardboard/ aluminum foam bag (recommended) • Additional layers of shrink wrap to reinforce the external carton (recommended)
	<p>FROZEN SEAFOOD</p> 	<ul style="list-style-type: none"> • Fish • Prawn • Crab • Squid 	
	<p>FROZEN PROCESSED FOOD</p> 	<ul style="list-style-type: none"> • Nugget • Keropok • Meat ball • Dumpling 	
	<p>FROZEN READY-TO-EAT PACKS</p> 	<ul style="list-style-type: none"> • Rendang • Dendeng • Diet meal • Keto meal • Baby food 	
 <p>CHILLED 2°C to 8°C</p>	<p>FRUITS</p> 	<p>[NON FRAGILE ONLY]</p> <ul style="list-style-type: none"> • Apples • Oranges 	<ul style="list-style-type: none"> • No open packing • Items must be sealed and secured to prevent cross-contamination • No ice/ ice pack needed • Cardboard/ aluminum foam bag (recommended) • Additional layers of shrink wrap to reinforce the external carton (recommended)
	<p>MEDICINES</p> 	<p>Medicines that you can find in pharmacy</p>	
	<p>CHOCOLATES</p> 	<ul style="list-style-type: none"> • Chocolate bar • Chocolate snack • Chocolate tub 	
	<p>CURED MEAT AND CHEESE</p> 	<ul style="list-style-type: none"> • Cold cuts • Charcuterie • Cheese 	

Disclaimer

- This packaging guideline is for reference only and may not apply to all products.
- Shippers should use sound judgment and adapt as needed.



Size recommendations



We accept items up to 10kg and within 100cm (L+B+H)

Prohibited items



Marketable Securities
(Cash, cheques, bills etc)



Poisonous, Toxic Substances



Flammable, Ignitable Items
(Fireworks, paint thinner etc)



Living Things
(Plants, pets etc)



Valuables
(Gems, gold, antiques etc)



Dangerous Weapons
(Firearms, knives etc)



Religious Artifacts



Biochemical, Radioactive Substances



Credit Cards, ATM Cards



Examination Certificates, Passports
(which cannot be reproduced)



Artwork, Film Materials
(which cannot be reproduced)

Please refer to your Key Account Representative for full details.

* Additional markings and/or labels may be applied to the outer packaging during the delivery process.

** Items not appropriately packed / labelled may be subjected to either: (i) Relabelling and / packaging by Ninja Cold staff at the shipper's cost. (ii) Rejection and subsequent return to sender for repackaging.